

Tom 49(63), Fascicola 2, 2004

Mobility Concept for Wireless ATM networks

Marius Moise¹

Abstract – In this paper, the Wireless ATM rerouting procedures are analyzed and categorised, based on a standard network topology, derived from the Wireless ATM reference model. A new operational concept for a mobile ATM network called Mobile Network Architecture based on Virtual Paths (MNAV), in which the network nodes are connected to each other via preestablished permanent virtual path connections with fixed capacity assignments, is being proposed and described. Finally, the handover hysteresis concept is introduced and a hysteresis gain is defined and calculated as the factor by which the handover rate is reduced through the use of the hysteresis.

Keywords: WATM, handover, routing, hysteresis.

I. INTRODUCTION

Over the last few years, one of the major commercial successes in the telecommunications world has been the widespread diffusion of cellular mobile telephone services, whose provision relies on sophisticated algorithms implemented by state-of-the-art dedicated computer equipment. Lately, the challenge resides in upgrading the service offer to mobile users to include high-speed data communication services. A natural approach in this direction is to adopt the Asynchronous Transfer Mode (ATM) in the wireless environment, resulting in the so-called wireless ATM (WATM) network. However, ATM was developed for fixed networks and mobility management functionality had to be added to the traditional set of capabilities. Mobile or Wireless ATM consists of two major components: the radio access part which deals with the extension of ATM services over a wireless medium and the mobile ATM part which addresses the issue of enhancing ATM for the support of terminal and service mobility in the fixed portion of the WATM network. Wireless ATM started as a technology designed to be used for LAN or fixed wireless access solutions, where low mobility constraints are encountered. Further research projects and standardisation activities coordinated by the ATM Forum demonstrated the feasibility of broadband radio access networks based on ATM technology, which

can offer full-scale mobility together with all the range of ATM service capabilities existent also in the fixed ATM networks [8].

Mobility management has two distinct components: location management dealing with the correspondence between the subscriber's data and his current location and handover management which controls the dynamic re-routing and transfer of connection for the terminals crossing cell boundaries.

The frequency-domain supposed to be used for Wireless ATM, situated in the GHz range, will imply the existence of small size cells, to cope also with the increased demands regarding system capacity. This will lead, in conjunction with a higher terminal mobility, to a very large number of handover of virtual connections. Furthermore, smaller cells have tighter delay constraints, as the overlapping distances of the cells are smaller. The more complex handover procedure has higher requirements regarding radio resource management functions for the air interface paired with network signalling and control functions for handover control, Quality of Service (QoS) management and rerouting of the connection to the new network access point. Exactly these rerouting procedures are the subject of this paper. A new operational concept based on Virtual Paths is introduced and the principles of handover hysteresis are analysed using a discrete Markov chain model.

II. WIRELESS ATM NETWORK ARCHITECTURE

A various number of reference architectures can be taken into account when we talk about Wireless ATM, ranging from simple mobile terminals to complex systems containing mobile ATM switches built in in ships, planes or satellites. One standard reference scenario contains a broadband wireless access system providing unrestricted roaming capabilities within a certain area of continuous radio coverage (Fig.1). The base stations (Radio Access Point, RAP) are of picocellular size and implement the physical transport medium, multiple access control, data link control and basic radio resource management capabilities. The

¹ Ph.D. Student, "Politehnica" University of Timisoara, Faculty of Electronics and Telecommunications Engineering
Private: Pilsensestr.5, 82229 Seefeld, Germany
Phone: +49-179-2960468, Fax: +49-179-332960468, E-Mail marius_moise@yahoo.com

RAP does not necessarily have to provide ATM-based physical transport, it could use as well any other access technology, as for example CDMA, also because the error detection and correction capability of the ATM stack is typically low, since it was designed for a reliable network. For this paper, we assume though the existence of a ATM radio interface capable of transmitting ATM cells over the wireless medium. Special Mobile ATM switches (MAS) are positioned at the border of an ATM network, supporting end-system mobility by possessing the necessary extensions in the signalling and control planes to provide functions for mobility management and also connection handover.

All the RAP's associated with a particular MAS form a so called zone of continuous coverage. Terminal mobility inside a certain zone and the handover associated with it (intra-zone handover) is handled locally by the MAS itself. Neighbouring zones with uninterrupted radio coverage can form an area in which, at any time, a RAP can be found to hand a connection over to while the terminal is moving without restrictions. The size of such an area is not limited, it could take the size of the entire network.

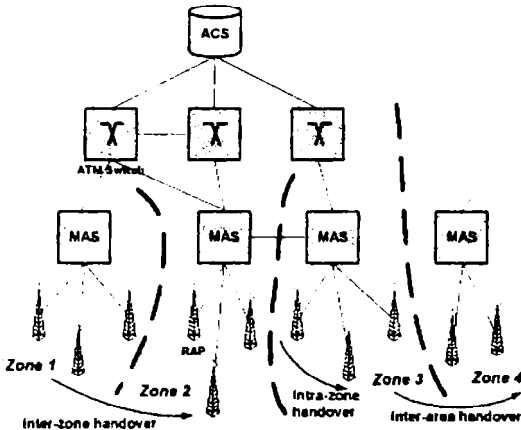


Fig. 1: Architecture of the Wireless ATM network

It is not mandatory that all the switches are able of supporting end-system mobility, therefore we introduce an hierarchically superior instance, called Area Communication Server (ACS), providing mobility control for a specific area. The ACS represents a mobility supporting ATM switch in charge of processing the protocol requests in case of an inter-zone handover. It also serves as anchor point (AP) for the active connections of the terminals inside this area. By using the ACS, the impact of the end-system mobility on the network can be significantly reduced, because there is no need anymore for mobility specific functionality outside the ACS area. The disadvantage consists in the fact that connectivity cannot be guaranteed for terminals leaving this area.

A consequence of the high mobility of the terminals is the requirement of a permanent

reestablishment of the virtual connection, in order to reach their current point of access to the network. This implies, beyond signaling and handover control, a process of rerouting of the connection in the ATM network. QoS control based on requirements coming from the connection itself has to be provided in order to ensure the lossless and in sequence delivery of the ATM cells during the handover process.

III. CONNECTION REROUTING IN WATM NETWORKS

We can categorise the approaches for connection rerouting in four basic categories: full reestablishment, connection extension, incremental reestablishment and multicast reestablishment. They are schematically presented in Fig.2 and Fig.3, showing the connection phases during two handover steps for the different basic methods.

The most simple method is the complete reestablishment of the connection. For each change of a RAP coverage area, due to terminal mobility, a completely new VC connection is being set up between the mobile terminal and its peer. This can be done in absence of any defined handover control functions, only by the interaction of the two end systems. The major disadvantages consist in the very long duration of the procedure and the complete interruption of the service. Quite opposite to this procedure, the connection extension handover keeps the impact on a local scale.

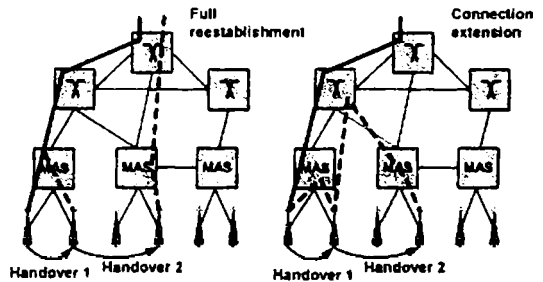


Fig. 2: Connection reestablishment and connection extension

Each handover is only prolonging the connection from the old RAP to the new RAP, by this achieving a very high speed, with the cost of a high routing inefficiency, due to the fact that no rerouting of the connection is performed. Loops can easily occur if the terminal is moving back and forth in a limited area, between only few neighbouring cells. This method has to be combined with a routing optimisation algorithm, otherwise resources are wasted. An example illustrating this scheme is presented in [9].

The multicast concept is also dealing with inefficiencies regarding the utilisation of network resources. The multicast tree is established at connection setup time and can remain static or be dynamically updated for the duration of the connection

[2],[16]. All routes leading to the RAP's which will be presumably used by the mobile terminal during the connection are precalculated and assigned as a complete set to the connection at call setup time. This leads to a very fast handover procedure with a minimum of signalling load because no extra routing and call processing is necessary due to the preparation work done.

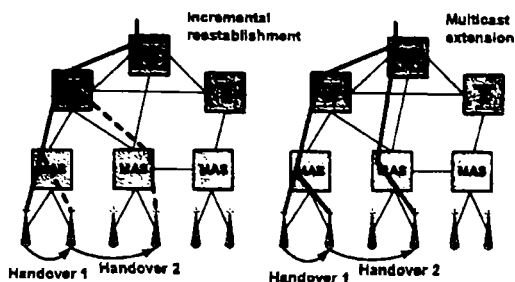


Fig. 3: Incremental reestablishment and multicast extension

Last but not least, the incremental reestablishment represents a more complex and therefore efficient scheme for each individual handover. This decision affects only a portion of the connection, namely the one between the new RAP and some Cross Over Switch (COS) inside the current ACS area [13]. The high efficiency and handover speed are due to the calculation of the optimal path to the new destination RAP for each handover. The probability of reusing the longest part of the connection is quite high, which enables fast handover, without going through the loop of routing decision.

IV. MOBILE NETWORK ARCHITECTURE BASED ON VIRTUAL PATHS

Basically, there are two alternatives to operate the mobile ATM network as described in Fig. 1: either VP-based or VC-based. We choose a VP-based mode, defining a concept called the *Mobile Network Architecture based on Virtual Path* (MNAVP). In the MNAVP, the MAS are networked with their corresponding ACS over the fixed ATM network via preestablished permanent Virtual Path Connections, as shown in Fig. 4. The VPs of this architecture have fixed capacity assignments defining a virtual mobile network topology over the fixed ATM infrastructure. In this VP-based network, all intermediate ATM switches between ACS and MAS are only performing VP-switching (cross-connect functionality). Two VPCs carried on the same physical link are not statistically multiplexed. Inside a single VPC statistical multiplexing is being applied. This virtual networking approach has several advantages. First of all, the preestablished VP topology eliminates the need for complex call routing functions and switching table updates along the VC-

route, which facilitates fast handover connection setup. Second, call admission control decisions only have to be taken in the switches terminating the virtual path connections (MAS and ACS), again reducing connection setup complexity. Further, the establishment of a virtual mobile network is ideally suited for QoS-management and QoS-guarantees in a multi-operator fixed network environment. The heterogenous nature of multiservice WATM virtual connections with a broad variety of QoS-constraints and requirements is paid attention to by separating traffic with different QoS-characteristics onto different VPs as proposed for fixed ATM networks [4], i.e. connections with similar QoS-requirements are aggregated in one VP-subnetwork. Connections carrying multirate services can be aggregated in single VPCs, as long as they can be statistically multiplexed. Different types of services, e.g. CBR and VBR, which reduce the statistical multiplexing gain when transported together within a VPC, are separated onto different, parallel VP subnetworks.

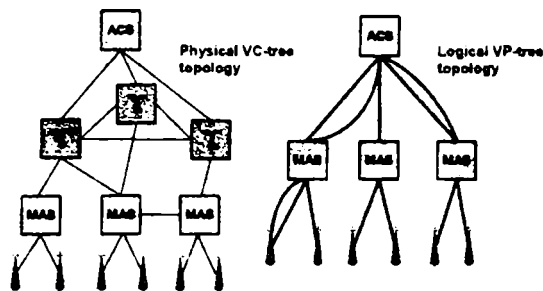


Fig. 4: MNAVP topology

The obvious advantages of the MVPA concept are, however, achieved at the cost of losing bundling gain and a somewhat less efficient statistical multiplexing on the physical links, resulting in a reduced utilization of physical resources. The VP-based virtual topology networking concept in the fixed ATM subsystem is peered by VPC operated RAP-links (Fig. 4), where again VPCs are used for multiservice traffic management between the MAS and the radio access points. With this two-staged approach in the MNAVP design, handovers can be handled in a partly distributed fashion, i.e. intra-zone handovers are handled locally by the MAS, whereas the ACS is involved only in inter-zone handovers. To further keep part of the handover processing within a zone, the zone can be extended virtually by the use of VPs connecting RAPs of neighbouring zones to a MAS so that actually in the MNAVP virtual network the zones overlap to some extent (Fig. 4, Fig. 6). By that, the number of inter-zone handovers can be reduced, and the MAS has to do most of the work in handover call processing.

Consequently, a VC connection in a wireless ATM network consists of two different segments (Fig. 5):

- the fixed segment from the ACS into the fixed network with the ACS operating as a Cross Over Switch (COS). This segment is established at call setup time and doesn't change during the lifetime of a call.
- the mobile segment, which follows a predetermined VP-route in the mobile network from the COS to the current RAP. This segment is to be rerouted during a connection's lifetime due to user mobility.

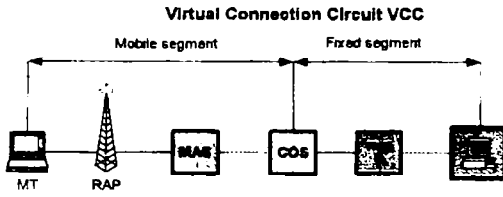


Fig. 5: Fixed and mobile segment of a VC connection

The most complex handover situation occurs, when the mobile moves to a zone belonging to a different ACS. This inter-zone handover situation generates the highest call processing load. The ACS responsible for the connection during call setup remains the anchoring point (COS) for that connection, switching between the its fixed and mobile segment. The mobile segment has to be extended from that COS to the new RAP via the second ACS. Therefore, each ACS establishes VPCs with its neighbouring ACS, reserved for carrying the inter-ACS handover connections. For best support of wide area mobility, this inter-ACS "backbone" network could have a full mesh topology. The MNAVp connection anchoring mechanism can produce non-optimal routes, which could be optimized by allowing the anchoring point COS to change during the lifetime of a connection. To reduce the number of inter-zone handover, each MAS can be virtually linked to more than one ACS. At connection setup time, one ACS has to be chosen as the connection's COS. This decision can be based on load-balancing considerations as well as mobility prediction analysis in order to minimize the number of inter-zone handover.

V. HANDOVER HYSTHERESIS IN MNAVp

The advantage of the logical network of MNAVp relies in the flexibility offered for the case of an unexpected high handover traffic between two neighbouring zones, called also "anchor domains". This can be implemented by means of VP-based Dual Homing of the MAS at the ACS. One MAS is connected to two or more ACS via VP connection, increasing in this way the size of the anchor domain which leads in the end to an partial overlapping of those domains.

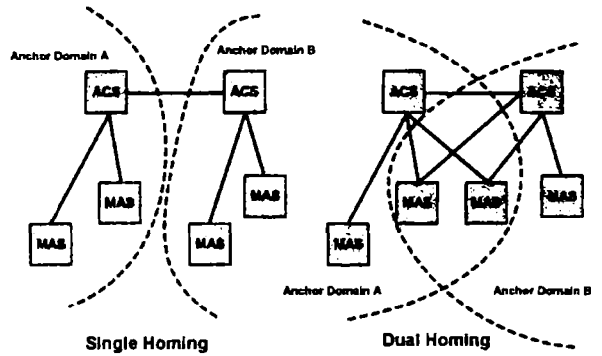


Fig. 6: VP based Dual Homing

At call setup, the connection is switched through the ACS belonging to the actual physical domain. In the situation of a inter-zone handover, when the MT is crossing physical domain boundaries, it still remains in the anchor domain, due to the logical structure of the network. A rerouting of the connexion over a new ACS is necessary only in the case of a repeated inter-zone handover. This applies also for the movement in the backward direction. By thus, a routing hysteresis which prevents the frequent occurrence of handover in case of limited geographical mobility, is introduced. The hysteresis helps preserving one of the significant advantages of the MNAVp-based rerouting procedure, namely that inside an anchor domain, the mobile segment between ACS / COS and MAS consists of only one VC segment, which would be lost in case of handover to another domain.

The analysis of the hysteresis procedure is made based on an discrete Markov chaining model. Let's consider, for the start, the case without hysteresis, shown in Fig. 7 and 8.

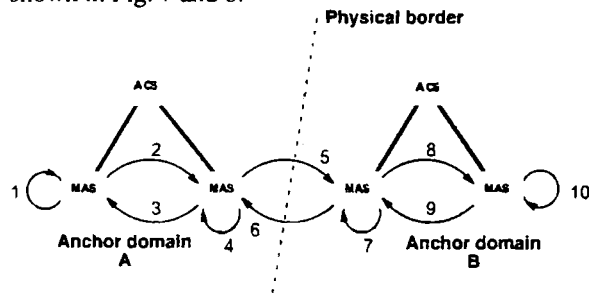


Fig. 7: Handover between neighbouring domains without hysteresis

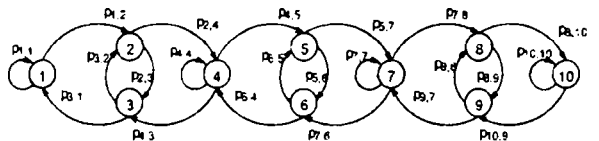


Fig. 8: Discrete Markov model for the handover succession without hysteresis

This model describes the states of the different types of handover from Fig.7. The total sum of transition probabilities for one state is for all i states correspondingly

Table 1: Parameter for the numerical example of handover hysteresis.

Parameter	Value
$P_{1,1}, P_{10,10}$	0,8
$P_{4,4}, P_{7,7}$	0,1
$P_{2,3}, P_{8,9}$	0,3

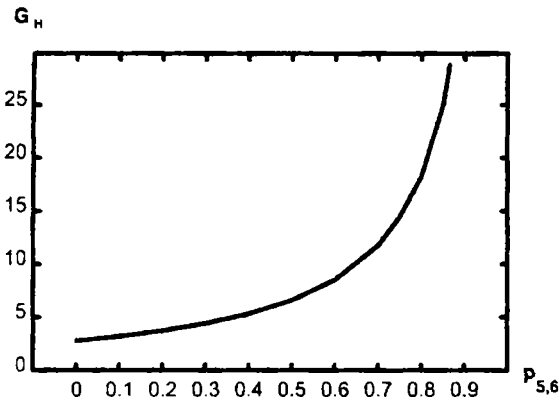


Fig.11: Hysteresis gain

The main parameter which describes the hysteresis gain is the probability of occurrence of consecutive inter-zone handover. If this probability equals zero, the MT crosses the border, in one direction, only once. If it is high, the the movement area is very restricted and the frequency of the border crossing high. Fig.11 shows this dependency and it can be observed that even in the case of a non-local movement, when $P_{5,6} = 0$, the probability of handover-occurrence is reduced to almost one third. This is based on the fact that, due to the hysteresis, one intra-zone handover at the border domain (handover 4 and 7 in Fig.7) is not immediately followed by an inter-zone handover, because, as shown in Fig.9, in this case of restricted mobility area, only inter-zone handover are performed (handover 4a and 7b).

CONCLUSIONS

In this paper a Wireless ATM reference architecture has been presented, consisting of a wireless access system coupled with the support of mobile end-systems within the ATM network. The network is subdivided in several areas served by one area server ACS, areas which are in fact handover domains providing uninterrupted radio coverage and full mobility support. After a brief description of the rerouting schemes proposed already, a new networking concept called MNAVp has been proposed, establishing a virtual mobile subnetwork over the fixed ATM infrastructure, based on preestablished virtual paths with fixed capacity assignments. This network design minimizes

signalling and call admission load, maintaining a low handover connection setup latency and facilitating high handover rates. The concept of handover hysteresis is being introduced, with the benefit of decreasing the number of inter-zone handover, for terminals showing limited geographical mobility. The frequency of occurrence of this cost-intensive handover type can be decreased with beneficial effects on the resource budget, and this is demonstrated using a Markov decision process. A hysteresis gain is defined and calculated as the factor b , which the handover rate is being reduced through the use of the hysteresis.

REFERENCES

- [1] Acharya, A.; Rajagopalan, B.; Raychaudhuri, D.: "Mobility Management in Wireless ATM Networks", *IEEE Communications Magazine*, vol. 35, no. 11, November 1997, pp. 100-109.
- [2] Acampora, A. S.; Naghshineh, M.: "Control and Quality-of-Service Provisioning in High-Speed Microcellular Networks", *IEEE Personal Communications Magazine*, vol. 1, no. 2, 2nd Quarter 1994.
- [3] Akyol, Bora A.; Cox, Donald C.: "Rerouting for Handoff in a Wireless ATM Network", *IEEE Personal Communications Magazine*, vol. 3, no. 5, October 1996, pp. 26-33.
- [4] ATM-Forum: "ATM User-Network Interface Specification", *The ATM Forum*, Version 4.1, November 2002.
- [5] ATM-Forum: "Domain-based rerouting for active point-to-point-calls", *The ATM Forum*, Version 1.0, August 2001.
- [6] ATM-Forum: "Wireless Mobile Terminal/Network Anchor Switch Handover Model", *The ATM Forum Technical Committee Wireless ATM Working Group*, Contribution ATMF 97-0265.
- [7] Chen, T.S.; Liu, S.S.: "Management and Control Functions in ATM Switching Systems", *IEEE Network*, July/August 1994, pp. 27-40.
- [8] Dellaverson, L.: "Reaching for the new frontier", *53 Bytes - The ATM Forum Newsletter*, vol. 4, no. 3, October 1996.
- [9] Eng, K.Y.; Karol, M.J.; Veeraraghavan, M.; Ayanoglu, E.; Woodworth, C.B.; Pancha, P.; Valenzuela, R.A.: "BAHAMA: A broadband ad-hoc wireless ATM local-area network", *ICC 95, Conference Proceedings, IEEE*, 1995, S. 1216-1223.
- [10] Marsan, M.A.; Chiasserini, C.-F.; Lo Cigno, R.; Munafò, M.: "Local and Global Handovers for Mobility Management in Wireless ATM Networks", *IEEE Personal Communications Magazine*, vol. 4, no. 5, October 1997, pp. 16-24.
- [11] Minoli, D.; Golway, T.: "Planning & Managing ATM Networks". Greenwich: Manning, 1996.
- [12] Mitts, H.; Hansén, H.; Immonen, J.; Veikkolainen, S.: "Lossless handover for wireless ATM", *MONET - Mobile Networks and Applications Volume 1 (1996)*, no. 3, pp. 299-312.
- [13] Toh, C.-K.: "A hybrid handover protocol for local area wireless ATM networks", *MONET - Mobile Networks and Applications Volume 1 (1996)*, no. 3, pp. 313-334.
- [14] Vögel, H.-J.: "Handover switching in mobile ATM networks", *Conference Proceedings European Personal Mobile Communications Conference EPMCC'97*, Bonn, 30. Sept. - 2. Okt. 1997. ITG-Fachbericht 145, Berlin, Offenbach: VDE-Verlag, 1997, S. 375-381.
- [15] Walke, B.; Petras, D.; Plassmann, D.: "Wireless ATM: Air Interface and Network Protocols of the Mobile Broadband System", *IEEE Personal Communications Magazine*, August 1996.
- [16] Yu, Oliver T.W.; Leung, Victor C.M.: "Connection architecture and protocols to support efficient handoffs over an ATM / B-ISDN personal communications network", *MONET Mobile Networks and Applications Volume 1 (1996)*, no. 2, pp. 123-139.